

AI automation in AP: How Stryker used AI to solve leakage across a complex AP environment



Alexandre Tschann
Director Finance, GPO Invoice-to-Pay
Stryker



Chris Nicol
VP Product
Xelix

Xelix's AI origins



**The promise
of RPA
automation**

vs

**The reality
of AI
automation**

160+ global customers | 115 + million invoices processed annually | £750 + billion audited



Deloitte. genpact EY Infosys Capgemini

+ many more

INSIGHT PARTNERS \$160m Series B funding round



xelix

Xelix has been designed to tackle five core Accounts Payable processes



Transactions

Overpayment and fraud prevention

Proactive, real-time monitoring of your ledgers and master data to flag and prevent risks before payment.

+ free historic audit



Vendors

Master vendor data management


Proactive cleansing and monitoring of vendor data - ensuring your vendor file is accurate, complete and risk-free.



Statements

Automated vendor statement reconciliation

An end-to-end workflow automating the tedious task of reconciling vendor statements.



Reports

AP/P2P reporting

Easy to use, self-serve analytics and reports for all things Procure-to-Pay.



Helpdesk

Smart query management





An AP ticketing tool that understands vendor emails, creates tickets and generates AI responses to remove major inbox stress.



Financial leakage

The \$53bn opportunity for Accounts Payable teams

0.35% of spend is lost to

 Duplicate payments	 Missed credit notes
 Fraud	 And more



Download report



stryker

Introducing Alex



Alexandre Tschann
Director Finance, GPO Invoice-to-Pay
Stryker

stryker

One of the world's leading medical technology companies

\$25bn

revenue

250

AP team members

200k

vendors

1.25m

annual invoices

Stryker: A complex P2P landscape

40 ERP instances

Stryker runs 40 different ERP systems worldwide

No single view of data

Extreme complexity makes a unified picture nearly impossible

Reliance on recovery audits

Spending hundreds of thousands on recovery after the fact



Proactive overpayment prevention with Xelix

Recovery audits eliminated

Moved to proactive AI monitoring – catching issues before they occur

Instant ROI

Cost savings proved the value of AI tools from day one



The importance of root cause analysis

Categorisation visibility


Root cause insight enables targeted team training

Shared Services centre

Xelix insights enabled operational consolidation

Measurable PNL impact

Real bottom-line results from AI-powered AP controls



The power of AI to synthesise data

Single source of truth

AI unifies vast, complex data into one clear picture

Not possible without AI

Manual data checks at this scale simply can't work

Built to scale

AI enables Stryker's AP team to keep up with rapid business growth



AI Agents in Xelix




Use Case: Statement reconciliation



CLASSIFY



EXTRACT



MATCH



RECONCILE



EXPORT

Use Case: Statement reconciliation

The image displays a workflow for statement reconciliation. On the left, an email interface shows an email from John Smith with the subject 'IMPORTANT: Invoice Attached' and an attached PDF file named 'Invoice 0776.pdf'. The email body contains the text 'Hello, Please see attached invoice.' On the right, a vertical process flow diagram lists the steps: 'Statement upload', 'Vendor', 'Invoice selection', 'Ledger date', 'Mapping columns', 'Currency (Extracting statement data...)', and 'Check rows'. The 'Currency' step is highlighted with a red border, indicating it is the current step in the process.


Statement reconciliation process flow:

- Statement upload
- Vendor
- Invoice selection
- Ledger date
- Mapping columns
- Currency (Extracting statement data...)**
- Check rows


Use Case: Statement reconciliation

Missing invoice comment

When Xelix column Status equals Missing

Add condition 

Then Add comment

Add Condition 

Use Case: Statement reconciliation

Find & Replace Apply

XYZ — Prefix — XYZ Suffix Ap8 XYZ 3?# Anywhere

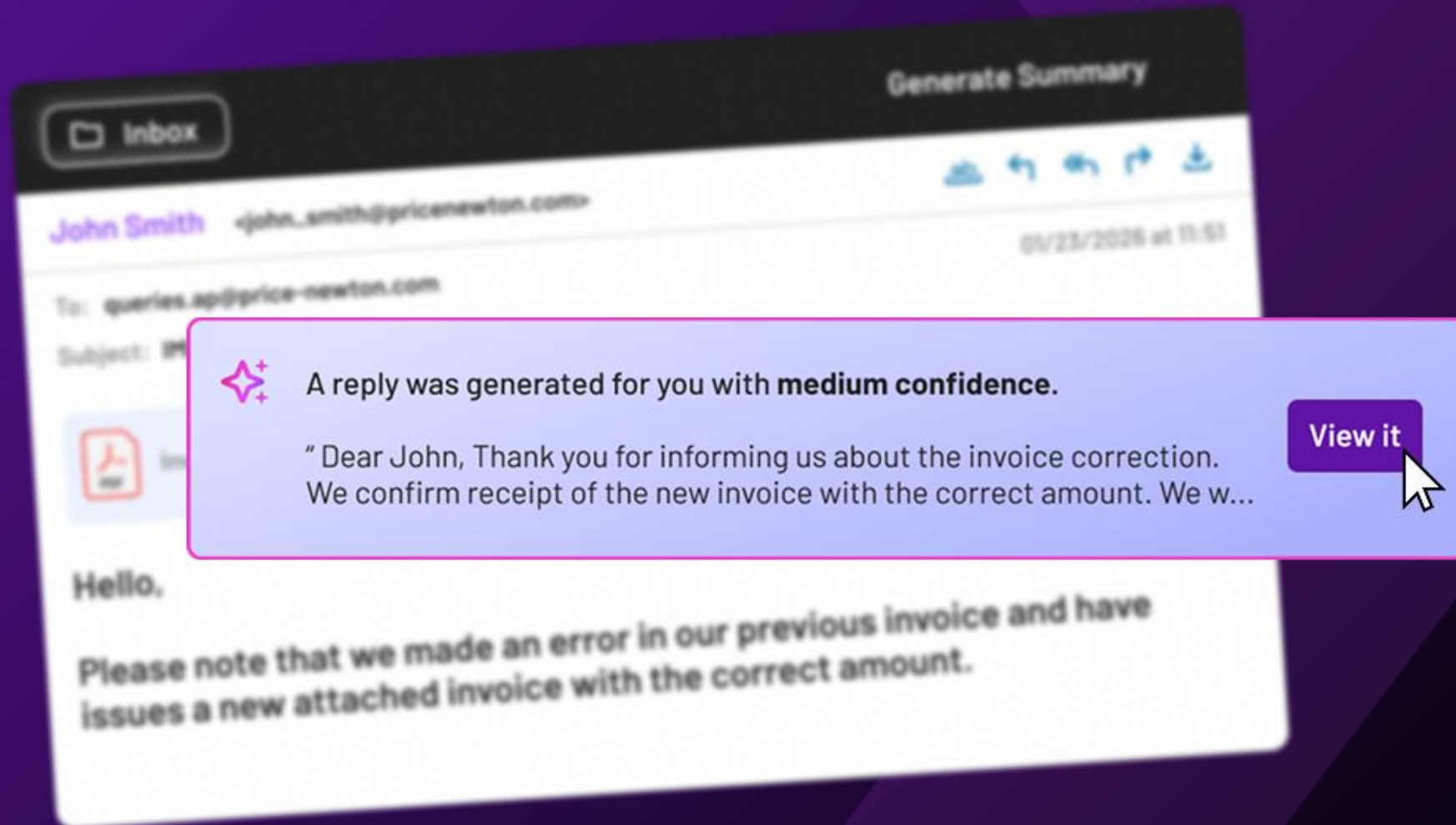
Find: PP → Replace with: INV

Original	New
PP-132088	→ INV-132088
PP-132779	→ INV-132779

Use case: Vendor query management



Use case: Vendor query management



Use case: Vendor query management

Trigger conditions

Define when this trigger should activate based on specific conditions

When

Message is received



And

Message attachment(s)



equals



Invoice



Add AND condition



Add condition

Actions

Define what should happen when the trigger conditions are met

Then

Reply to the message



with

Invoice Received in Wrong Mailbox



Add another Action



Q&A

Canal dinner with Shared Services and GBS leaders

- **Tonight (12th March)**
6:30 pm – 9:00 pm
- **Departure from Olympic Stadium, Amsterdam**

